

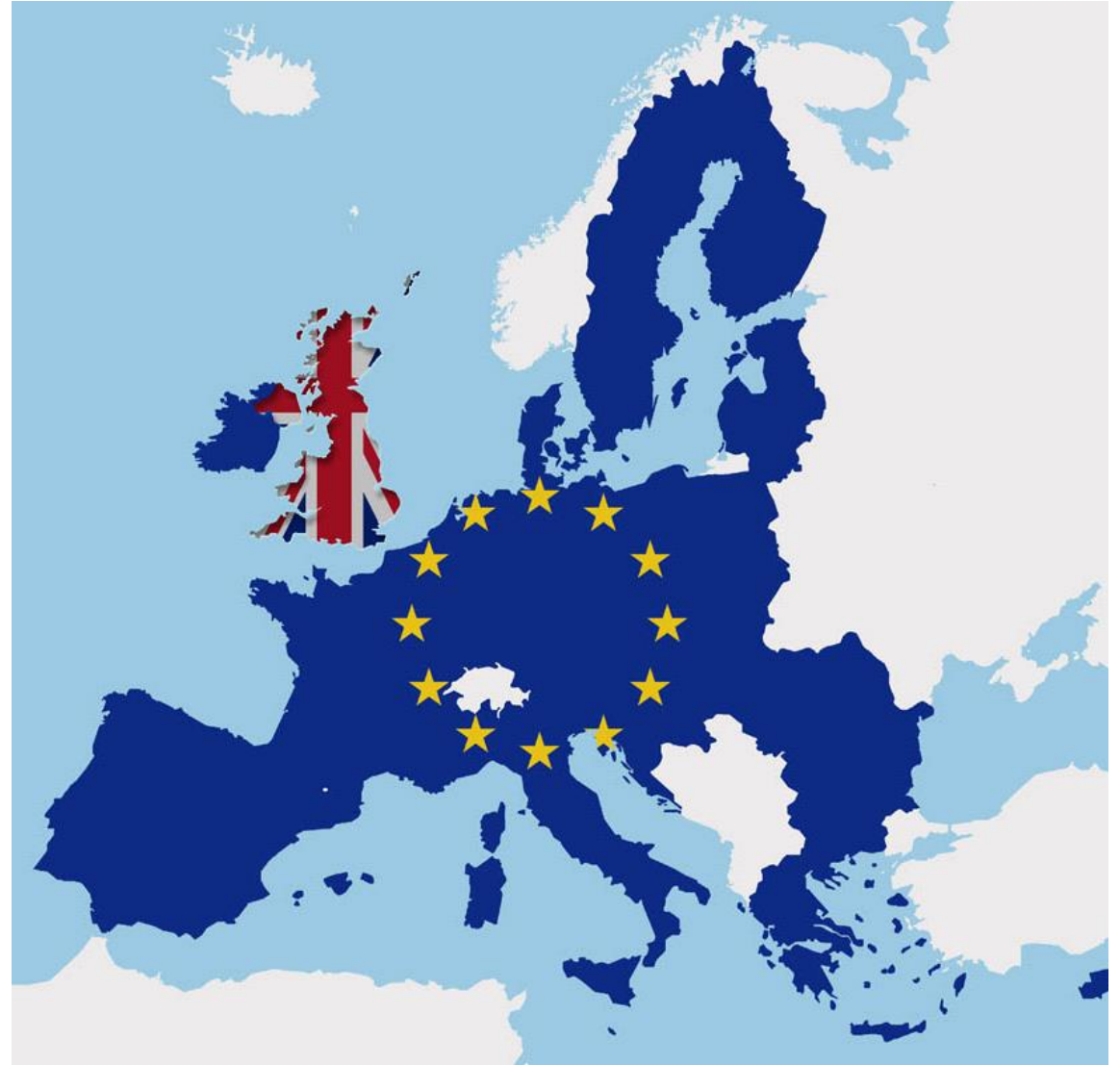
Katharine Ovens & Santa Prancane

*EU Students
currently living in
the UK*



Overview

- The UK left the EU on 31 January 2020
- The EU settlement scheme is designed to protect your residence in the UK after the transition period has ended on **31 December 2020**
- The settlement scheme is immigration permission. With permission under the scheme there will be no restrictions on study.



Why apply to the EU Settlement Scheme (settled and pre-settled status)?

- If you apply to the EU Settlement Scheme successfully, you'll be able to continue living, studying and working in the UK.

You'll be given either:

- settled status (5 years in the UK)
- pre-settled status (less than 5 years in the UK)



Your rights with settled or pre-settled status


You'll be able to:

- work in the UK
- use the NHS for free
- enrol in education or continue studying
- access public funds such as benefits and pensions, if you're eligible for them
- travel in and out of the UK

If you want to spend time outside the UK

- Settled status - up to 5 years in a row outside the UK.
- Pre-settled status - up to 2 years in a row outside the UK.

*You will need to maintain your continuous residence if you want to qualify for settled status.



What you need to apply

- National passport or national ID card (**with biometric chip**)
- A digital photo of your face
- National Insurance number if you have it
- Proof of residence in the UK, for example:
 - ✓ **Student status letter (with your UK address)**
 - ✓ UK Bank statement
 - ✓ Accommodation contract
 - ✓ UK GP registration letter



Will I be eligible for a student loan if I start a new course?

- If you're starting a course on or after 1 August 2021, **you must have settled or pre-settled status** under the EU Settlement Scheme to get student finance. This does not apply if you're an Irish national.
- Check back for further updates on student finance funding for the 2021 to 2022 academic year - <https://www.gov.uk/student-finance/eu-students>





How to apply

Step by step

Using the App to prove ID

- Download EU Exit: ID Document Check app
- Available on Android (6.0+) and iPhone (7+)
- This is very important step to do correctly, you need to scan your passport/ID document to continue the application.



EU Exit: ID Document Check

UK Visas and Immigration Tools

★★★★★ 6,704

Everyone

This app is compatible with all of your devices.

You can share this with your family. [Learn more about Family Library.](#)

Installed



Take an image of your passport




Use the phone's camera to take an image of the page with your details. Make sure:

- you're in a well-lit room
- the whole photo area is inside the

Scan now



Place the phone on your passport



Move the phone to find chip



Scan your face



1 The screen will flash as it scans your face.

Find out more

Scanning takes a few seconds. Follow the instructions on the screen. We'll

Scan face



Take your photo



This is for the record that proves status in the UK.

Make sure you:

- are in a well-lit room
- look straight at the camera

Take photo



Make sure you
enter your
phone number
and email
correctly

Verifying Application and Identity

- Need mobile number and email address to verify account & application as part of process
- Email sent to verify application - need to do this before submitting application
- SMS or email sent with security code each time applicant logs back in to application
- To log in to application need to enter ID document number, d.o.b and security code

Residence in the UK Section

- Address in the UK
- Known by other names
- National Insurance Number

Do you have a National Insurance Number?

You will usually have a National Insurance number if you are over 16 and have been an employee, self employed or received state benefits.

☒ Yes ☐ No

Your National Insurance Number
For example, JJ123456C

▼ [How we use your National Insurance number](#)

If you've paid tax through work or received benefits, we'll use your National Insurance number to help us confirm when you've been resident in the UK.

[Continue](#)

[Save and return later](#)

Steps before submitting Application

- Check each section & make any amendments
- Complete security questions (name first pet etc)
- Submit answers & Complete Declaration

UKCISA

Declaration

Before continuing you need to confirm that:

- the documents you have uploaded are genuine to the best of your knowledge
- you are eligible and have been resident in the UK for the period you apply for - if you disagree with our data
- your photograph is an accurate likeness of you

We will process your information as detailed in our [terms and conditions](#) and [privacy policy](#).

If we find a mistake in your application, we will contact you to help you correct this. If your application meets the criteria under the EU Settlement Scheme you will be granted status.

i Your application may be refused and you could be prosecuted if you deliberately provide false information or documents.

Did you have any help completing your application?

- ☐ No, I completed it myself
- ☐ Yes, someone else helped me or is applying on my behalf

Contacting you about your application

If we need more information from you, we will email you. If you cannot get into your email account, we can phone you instead.

Consideration: No NI evidence

- If no evidence from NI search, applicant prompted to state whether wish to be considered for settled or pre settled status (and opportunity to upload documents)

may be because there are gaps in our records or we may not be able to match our records to the information you have given.

What this means

You will need to provide evidence of your residence to qualify for pre-settled or settled status.

▶ You may be eligible for settled status with less than 5 years' residence in certain situations

If we find a mistake in your application, we will contact you to help you correct this.

What do you want to provide evidence for?

☒ Pre-settled status - Provide evidence of residence in the last 6 months

You only need to provide one piece of evidence. This must show you have been resident in the UK for at least one day in the last 6 months.

☐ Settled status - Provide evidence of residence for 5 years in a row, or that you qualify on other grounds

UKCISA

[Continue](#) [Save and return later](#)

Thank you



- Apply as soon as possible and don't leave the UK until you receive a pre-settlement/settlement status.
- If you need any support applying for the EU pre-settlement scheme, please contact EUadvice@ucb.ac.uk